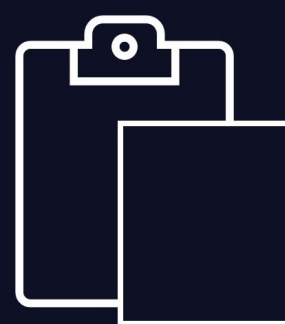


QPSMR Companion

EXTENDED FEATURES

1. BLOCK PASTE SPECIAL

Whole sets of entries can be renamed & definitions updated using the [Block] selection from the Paste special dialog box.



2. BLOCK UPDATE RESPONSES

Supplemental Reject Responses	Refuse	Score Values	Summary Rows
<p>These can be added to, or removed from, all the selected entries.</p> <p>The response text for added reject responses can be set and you can choose to also set the "Suppress if empty" option.</p>	<p>This can be used to remove the "Refuse input" setting from all responses that have allocated text in the selected entries.</p> <p>It can also be used to add the "Refuse input" setting to all responses that have no text allocated in the selected entries.</p>	<p>For all similar selected entries, you can add score values to the responses.</p> <p>This is useful for banks of rating scales which have the same response lists.</p>	<p>This can be used to add summary rows to a block of variables simultaneously.</p> <p>It is especially useful for adding top two, bottom two and similar rows to rating scales.</p>

3. APPLIED FILTERS BLOCK UPDATE

This is used to apply the same filter(s) to all the selected entries simultaneously.

It can also be used to remove a filter from all of the selected entries.









4. RAW CSV FILE EXTRACT

From the "Raw CSV file view" window you can [Edit] [Extract part of view] to obtain part of the data from a CSV file.

The extracted data can then be saved to another file, copied to the clipboard, or further extractions can be made.

The original file is not altered; a copy of the relevant data is used.

-  Choose to extract only rows that contain a certain value in a particular column
-  Sort the rows on a particular column
-  Exclude all columns that begin with a certain character or string of characters
-  Select one or more individual columns to extract
-  Remove all duplicate rows from the extracted data
-  The extracted data is shown in a new "Raw CSV file view" window. You can do further extractions from the data in the new window

5. RAW DATA FILE REPAIR & ADD SERIAL



Change faulty serial numbers



Add missing cards for data in card format



Change duplicate serial numbers



Allocate new serial numbers



Make new serial numbers by combining 2 separate integers

FREE 1 MONTH TRIAL

Get in touch now to arrange your FREE one month trial!

SIGN UP NOW



FIND OUT MORE HERE
www.mrdcsoftware.com

